



PROLINE

ALUMINUM

ARCHITECTURAL RAILING SYSTEMS

DESIGNS & STYLES



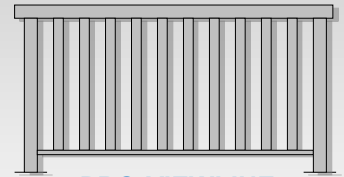
**PRO-VIEWLINE
CLEAR GLASS**




**PRO-VIEWLINE
STANDARD PICKET**




**PRO-VIEWLINE
DOUBLE TOP GLASS**



**PRO-VIEWLINE
WIDE PICKET**



**PRO-MODERNLINE
HORIZONTAL PICKET**



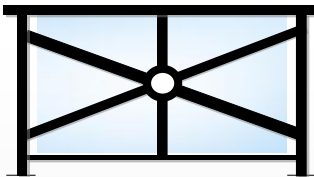
**PRO-MODERNLINE
DOUBLE TOP PICKET**



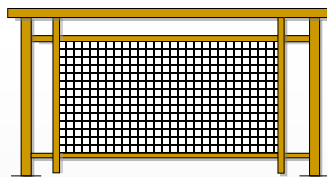
**PRO-VIEWLINE
DOUBLE TOP W/RING**



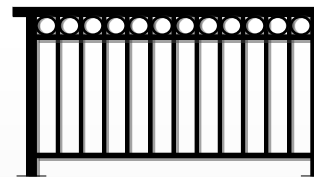
**PRO-MODERNLINE
DOUBLE MID CHANNEL**



**PRO-VIEWLINE INLAID
CLEAR GLASS**



**PRO-MODERNLINE
SQUARE MESH**




**PRO-VIEWLINE
DOUBLE TOP W/ RING**



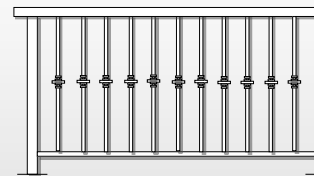
**PRO-INFINITY
CLEAR GLASS**



**PRO-VIEWLINE
DOUBLE TOP EXTENDED
PICKET**



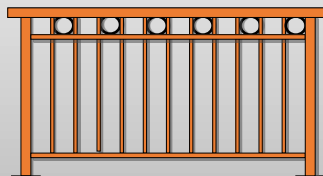
**PRO-MODERNLINE
THREE WIDE PICKET**




**PRO-VIEWLINE
PICKET W/ COLLARS**



**PRO-VIEWLINE
PICKET W/ STAGGERED
COLLARS**




**PRO-VIEWLINE
DOUBLE TOP EXTENDED
PICKET W/ SINGLE RING**



**PRO-MODERNLINE
WATERJET DESIGN**



**PRO-MODERNLINE
SS CABLE**



CUSTOM DESIGN

DESIGN • ARCHITECTURAL • INNOVATION

FROM STANDARD TO CUSTOM, **PROLINE ALUMINUM** CAN PROVIDE PRECISION ENGINEERED ARCHITECTURAL RAILING SYSTEMS FOR ANY PROJECT.